


Evolve- Dialogue with your rival by professional tools

HD HPE PRO



Still trying your luck in swapping a hard drive HEAD STACK and fail most of the time? That's probably because the HEAD and the platter touch each other during the swap.

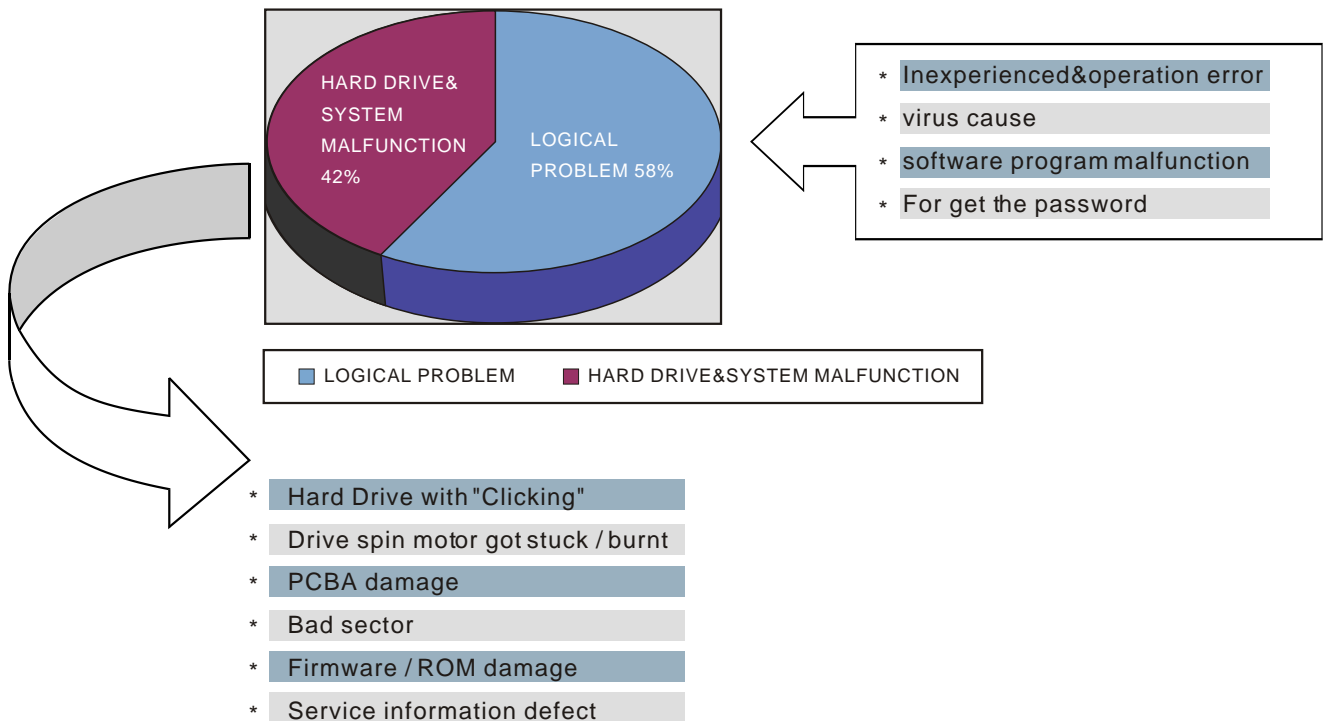
All data gone or corrupted after you move platters from the patient HDD to a donor? Especially when it comes to multiple-platter drives. That's caused by a breach of platter alignment.

Maybe you actually know these facts, but without a professional tool, it just does not make any sense.

To evolve from "ORDINARY" to "PROFESSIONAL", you need HD HPE PRO

HD HPE PRO is the Phase +1 tool in the 3+1 broad sense data recovery approach. This phase deals with drives with physically damaged hardware components such as head stack and spindle motor, which can't be repaired but the only solution is to replace it with a good one. SalvationDATA are proud to launch the unarguable and the only equipment you need of a data recovery tool that is set to revolutionize a particularly difficult task involved in the recovery or repair of hard drives ----- that of HDD hardware components exchange and replacement.

As a specialist in data recovery world, you know many reasons of data loss. In generally, we can sum up as follow:



Logical problems you can handle with so much available software

However if you can handle those 40% of the problems of Hard Drive you can do more data recovery no matter what case you meet. Then people will start calling you "GURU". It brings not only the highest honor to you out of this world but also the leadership in this industry. All these of course will bring more business to your company without doubt.

According to our pioneer **3+1 Data Recovery** process, you have realized a clear idea of hard drive repair. Now please let me introduce the most basic and very important extra "+1" stage in a broad sense data recovery.

"3+1" DATA RECOVERY

Stage 1

This stage repairs drives that are undetected, not responding, and drives that can be accessed but produce null data. Being the primary stage of the DR flow, another use of it is to carry out all round diagnose to the drive and decide which stage to go.

Stage +1

This extra stage deals with drives with physically damaged hardware components such as head stack and spindle motor, which can't be repaired but the only solution is to replace with a good one.

You Need: HD HPE PRO

Stage 3

This stage involves rebuilding the file system, retrieving the user data and verifying the integrity of the files.

Stage 2

This stage deals with drives that have read inability problems because of physical/ logical bad sectors on SA and/ or user area.

Evolve- Dialogue with your rival by professional tools

HD HPE PRO

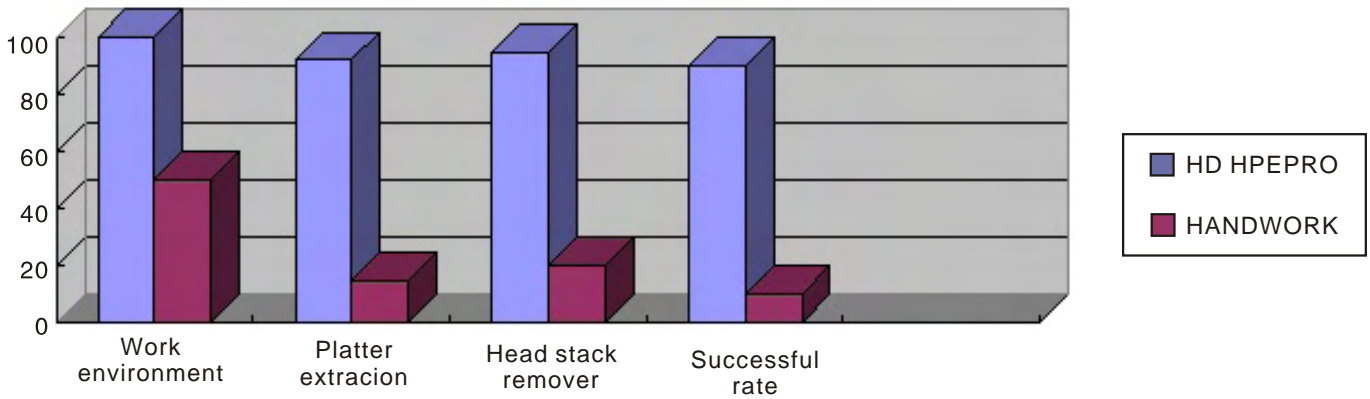
Being able to exchange the damaged HDD components- **PROMOTE YOUR BUSINESS UP BY 50%**

PAST

A few of persons change the head stack or platters by hands. But the worse damage or even the data corruption will be caused by the inaccurate operation or the state of the handler.

NOW

Of course, it is better we work from a stable environment with the professional extraction tool. It will prevent second damages and maintain the user data intact.



SalvationDATA HD HPE PRO Suite Includes:

1. Universal-fit workbench
2. Platter Exchangers (2 for 2.5" and 2 for 3.5")
3. Actuator Remover
4. Rubber Blow-Away
5. Screwdriver Kit
6. Tutorial Video CD

"The platter replacement tool is what you really need. The use of platter exchanger included is the best possible way to keep the drive platters lined up."


-----**Scott A. Moulton**

Forensic Strategy Services, LLC. USA



HD HPE PRO

HPE UTILITIES



Universal-fit Workbench

It assures you to operate on your HD on a relatively stable table, making your job easier and more reliable.



Multiple Platter Exchanger


It maintains the original cylinder status by removing and placing each platter of the multiple platters together, so that allows you to change multiple platters without moving the platters out of alignment with each other which otherwise will result in data corruption.



Stable Actuator Exchanger

It assures you to perform easy operation (removal, installation) on the Actuator of the HEAD stack position control system which is very hard to be removed and put back because of its strong magnetism and it's sensitive and embarrassed position (being very close to both the Head Stack and Media Platter), in case it slips out and touch either of its fragile neighbors — the consequences will be a disaster.

HD HPE PRO

 <p>Rubber Blow-away</p>	<p>Easily clean possible particulates on the HDD components</p>

 <p>Universal screw driver kit</p>	<p>HDD disassembly tool kit. With all-round shapes of drivers, you can easily work on any kind of HDD with ease.</p>

Useful Information	
USED FOR	HD spindle motor damage, HEAD stack or preamplifier damage, Platter scratches and so on.
SPECIFICATION	PACKAGE(cm): 23*16*13
	WEIGHT(kg): 2.9
	MATERIAL: stainless steel
SUPPORT	Demo video clip assures you can master every key step quickly.